

DESCRIPTION

AM153040SF-4H is a broadband High Power Amplifier designed for instrumentation, and communications applications. It operates from 1500 MHz to 3000 MHz and typically delivers more than 10 watts (40dBm) CW output power and 40 dB small signal gain. The module has a built-in DC voltage regulator and a negative voltage generator. It can be biased from a 15V to 20V single supply. The amplifier module has 8 screw holes for mounting to a heat sink.

FEATURES

- Broadband design from 1500 to 3000 MHz
- High Gain and High Power, $P_{\text{sat}} = 41\text{dBm}$, Gain = 38dB
- +15 to +20V DC Single Bias
- Output power detector

APPLICATIONS

- Instrumentation
- Broadband communications

PERFORMANCE

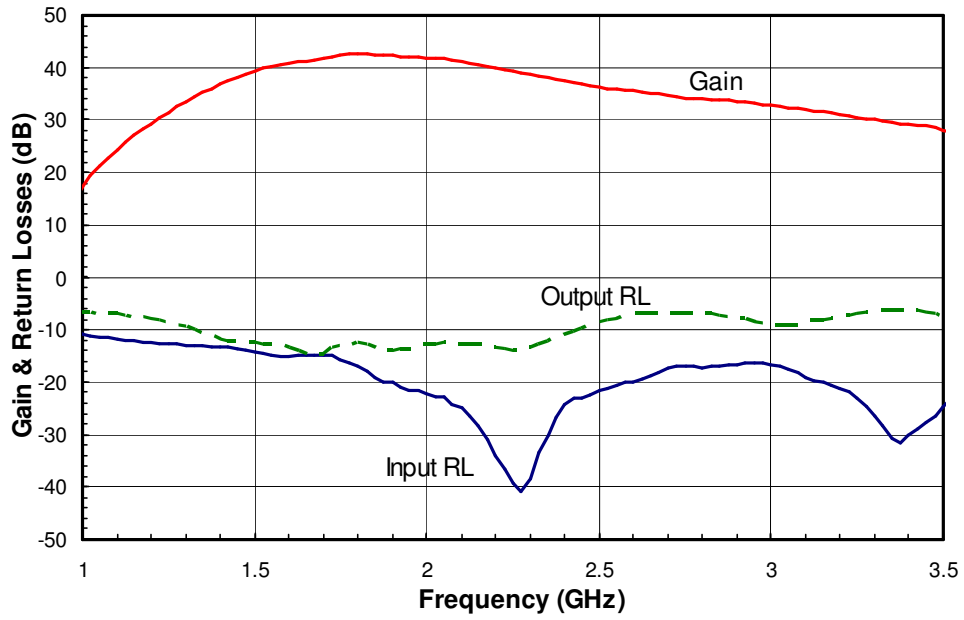
($V_{\text{dd}} = +15\text{V}$, $I_{\text{dq}} = 3.9\text{A}$, $T_a = 25^\circ\text{C}$)

Parameters	Minimum	Typical	Maximum
Frequency	1500 – 3000 MHz	1300 – 3400 MHz	
Small signal Gain	30 dB	38 dB	48 dB
Gain Variation		± 8 dB	± 10 dB
P1dB @ 1GHz	37 dBm	40 dBm (10W)	
Psat @ 1 GHz	38 dBm	41 dBm (12W)	
1GHz Efficiency @ P3dB		15%	
IP3		46dBm	
Noise Figure		8dB	9dB
Input VSWR		1.5 : 1	2 : 1
Output VSWR		2 : 1	3 : 1

ABSOLUTE MAXIMUM RATING

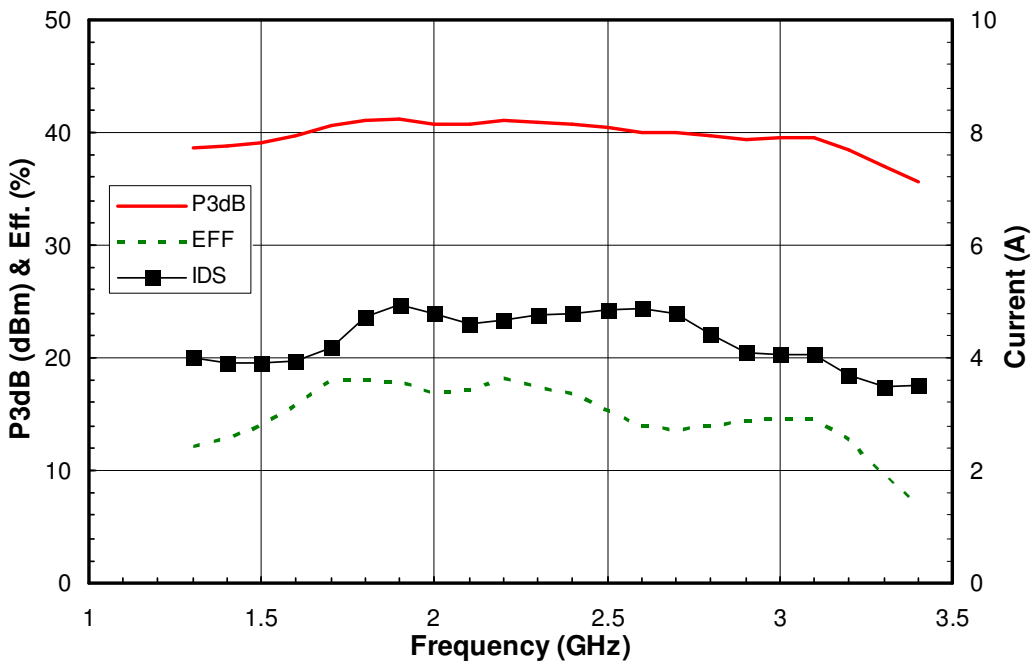
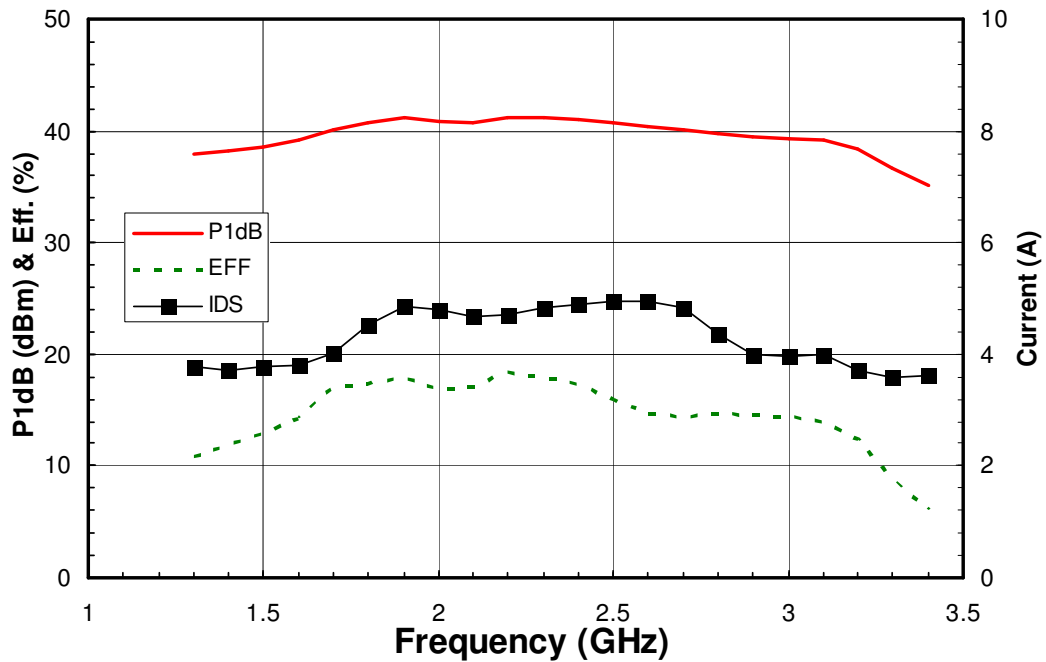
Parameter	Symbol	Rating
Supply voltage	V_{dd}	20 V
Continuous dissipation at room temperature	P_t	100 W
Operating ambient temp	T_a	-40°C to 85 °C
Storage temperature	T_{sto}	-60°C to +150°C

LINEAR DATA ($V_{dd} = +15V$, $I_{dq} = 3.9A$, $T_a = 25^\circ C$)

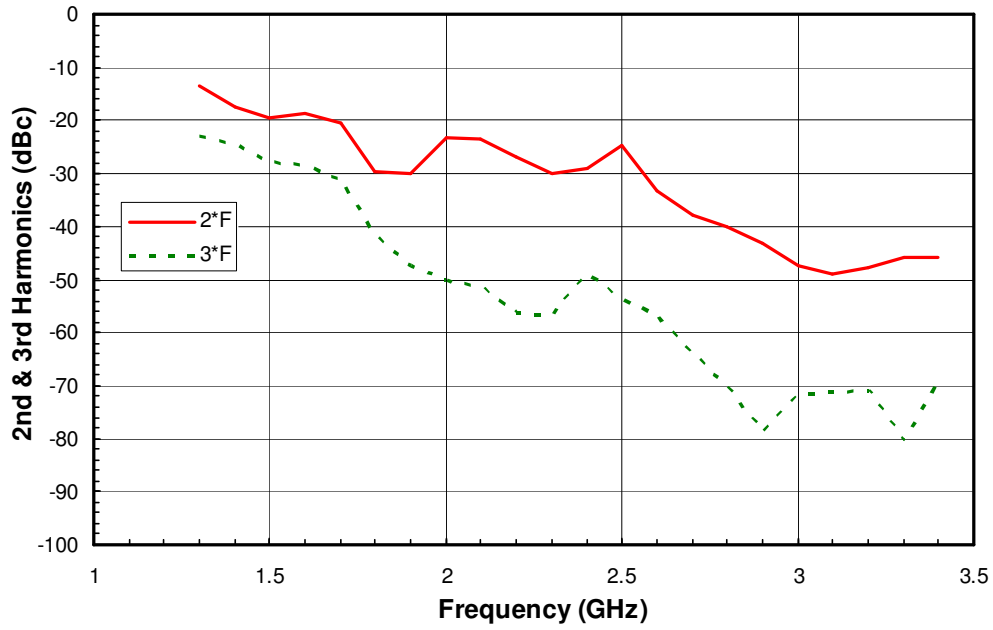


POWER DATA ($V_{dd} = +15V$, $I_{dq} = 3.9A$, $T_a = 25^\circ C$)

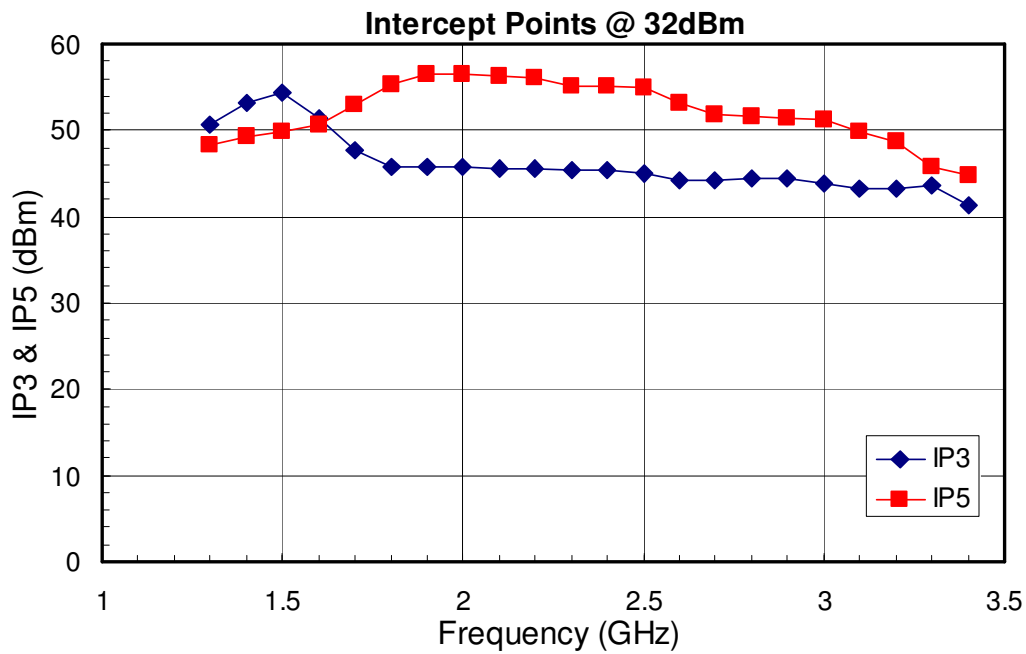
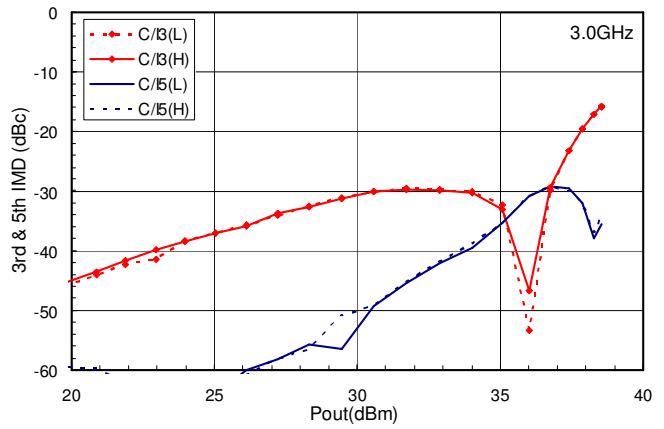
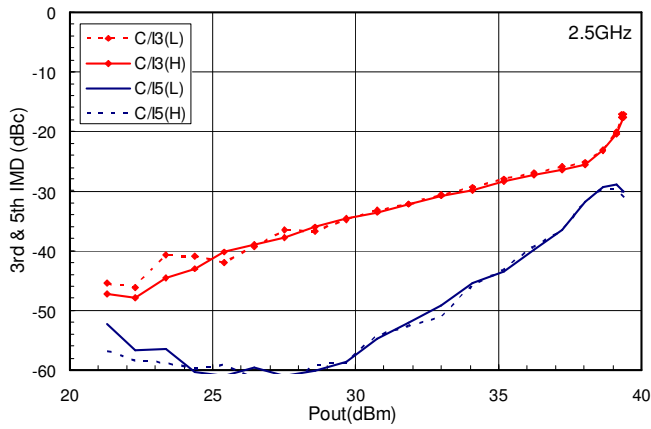
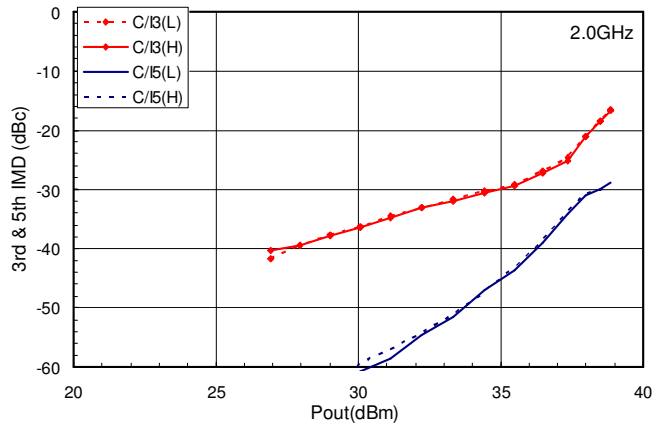
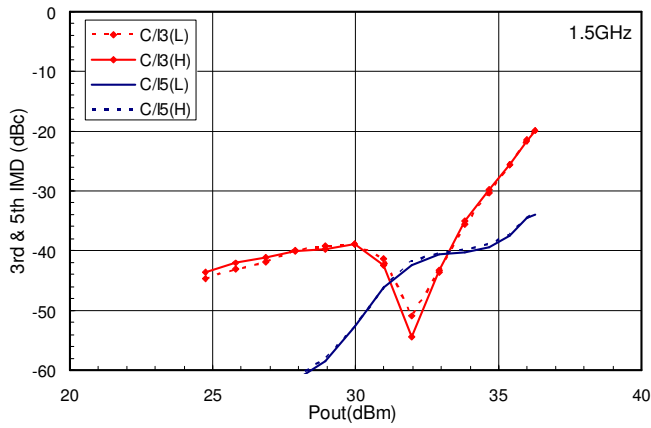
A) Output Power, Efficiency & Current at 1dB and 3dB Gain Compression



B) 2nd and 3rd Harmonics at 1dB Gain Compression



C) 3rd and 5th Order Intermodulation Distortions



PACKAGE OUTLINE

